


Asesor de Presupuesto


Subdirector Financiero


Representante Legal

AREA METROPOLITANA DE BARRANQUILLA

Nit: 00800055568

INFORME DE EJECUCION PRESUPUESTO DE GASTOS

Vigencia Fiscal: 2021 Mes Corte: Abril

Fecha: 2021/07/21

CODIGO	DESCRIPCION	REC	PPTO VIGENTE	CDP ACUMU	SALDO X EJEC	CRP ACUM	SALDO X COMPR	OBLIG ACUM	PAGO ACUM	Comi/Ppt
4	GASTOS TOTALES		21,772,251,735	9,325,990,367	12,446,261,368	8,733,829,188	592,161,179	3,561,110,100	3,508,767,645	40.11
411	GASTOS DE FUNCIONAMIENTO		10,912,533,654	4,092,973,355	6,819,560,299	3,647,310,437	445,662,918	2,366,343,951	2,347,926,496	33.42
4111	GASTOS DE PERSONAL		8,532,306,718	2,258,120,190	6,274,186,528	2,165,801,433	92,318,757	2,021,712,629	2,017,672,629	25.38
41111	SERVICIOS PERSONALES ASOCIADOS A LA NOMINA		6,100,677,507	1,542,476,047	4,558,201,460	1,542,476,047	0	1,527,506,482	1,527,506,482	25.28
41111001	SUELDOS DE PERSONAL DE NOMINA	TDL	3,874,993,162	1,216,855,675	2,658,137,487	1,216,855,675	0	1,216,855,675	1,216,855,675	31.40
41111002	GASTOS DE REPRESENTACION	TDL	668,994,982	205,401,085	463,593,897	205,401,085	0	205,401,085	205,401,085	30.70
41111003	BONIFICACIONES POR SERVICIOS PRESTADOS	TDL	148,227,598	29,910,173	118,317,425	29,910,173	0	29,910,173	29,910,173	20.17
41111004	BONIFICACION DE RECREACION	TDL	28,478,110	3,991,590	24,486,520	3,991,590	0	3,273,036	3,273,036	14.01
41111005	PRIMA DE NAVIDAD	TDL	486,694,188	0	486,694,188	0	0	0	0	0.00
41111006	PRIMA DE SERVICIOS	TDL	213,860,364	0	213,860,364	0	0	0	0	0.00
41111007	PRIMA DE VACACIONES	TDL	246,624,473	32,167,877	214,456,596	32,167,877	0	26,390,440	26,390,440	13.04
41111008	SUBSIDIO DE ALIMENTACION	TDL	11,981,815	3,335,745	8,646,070	3,335,745	0	3,335,745	3,335,745	27.84
41111009	AUXILIO DE TRANSPORTE	TDL	17,454,916	5,372,382	12,082,534	5,372,382	0	5,372,382	5,372,382	30.77
41111010	VACACIONES	TDL	380,639,126	43,784,073	336,855,053	43,784,073	0	35,310,499	35,310,499	11.50
41111011	HORAS EXTRAS Y DIAS FESTIVOS	TDL	22,728,773	1,657,447	21,071,326	1,657,447	0	1,657,447	1,657,447	7.26
411112	SERVICIOS PERSONALES INDIRECTOS		344,590,754	314,375,000	30,215,754	247,143,285	67,231,715	118,024,046	114,024,046	71.72
41112001	SERVICIOS TECNICOS Y HONORARIOS PROFESIONALES	TDL	344,590,754	314,375,000	30,215,754	247,143,285	67,231,715	118,024,046	114,024,046	71.72
41113	CONTRIBUCIONES NOMINA SECTOR PRIVADO		1,856,434,117	342,314,843	1,514,119,274	317,227,801	25,087,042	317,227,801	317,187,801	17.06
41113001	CESANTIAS	TDL	528,932,752	25,087,042	503,845,710	0	25,087,042	0	0	0.00
41113002	INTERESES CESANTIAS	TDL	62,147,464	0	62,147,464	0	0	0	0	0.00
41113003	APORTES DE PREVISION SOCIAL PENSIONES	TDL	603,550,177	146,357,914	457,192,263	146,357,914	0	146,357,914	146,357,914	24.24
41113004	EMPRESAS PROMOTORAS DE SALUD EPS	TDL	398,650,167	104,035,087	294,615,080	104,035,087	0	104,035,087	103,995,087	26.05
41113005	APORTES PREVISION SOCIAL ARP	TDL	78,690,716	19,678,000	59,012,716	19,678,000	0	19,678,000	19,678,000	25.01
41113006	CAJA DE COMPENSACION	TDL	184,462,841	47,156,800	137,306,041	47,156,800	0	47,156,800	47,156,800	25.56
41114	CONTRIBUCIONES NOMINA SECTOR PUBLICO		230,604,340	58,954,300	171,650,040	58,954,300	0	58,954,300	58,954,300	25.56
41114001	INSTITUTO COLOMBIANO DE BIENESTAR FAMILIAR ICBF	TDL	138,357,103	35,370,000	102,987,103	35,370,000	0	35,370,000	35,370,000	25.56
41114002	SERVICIO NACIONAL DE APRENDIZAJE SENA	TDL	92,247,237	23,584,300	68,662,937	23,584,300	0	23,584,300	23,584,300	25.56
412	GASTOS GENERALES		2,104,329,318	1,768,042,857	336,286,461	1,414,698,696	363,344,161	277,821,014	266,571,014	67.21
41211	ADQUISICION DE BIENES		275,100,000	204,498,930	70,601,070	129,060,930	75,438,000	20,059,145	20,059,145	46.91
41211001	MATERIALES Y SUMINISTROS	TDL	100,000,000	50,000,000	50,000,000	0	50,000,000	0	0	0.00
41211001	MATERIALES Y SUMINISTROS	TDM	154,500,000	154,498,930	1,070	129,060,930	25,438,000	20,059,145	20,059,145	83.51
41211002	EQUIPOS, MAQUINAS Y MUEBLES DE OFICINA	TDL	20,600,000	0	20,600,000	0	0	0	0	0.00
41212	ADQUISICION DE SERVICIOS		1,824,561,358	1,562,981,927	261,579,431	1,285,079,912	277,902,015	257,204,015	245,954,015	70.41
41212001	CAPACITACION	TDL	16,801,779	0	16,801,779	0	0	0	0	0.00
41212002	VIATICOS Y GASTOS DE VIAJES	TDL	11,200,000	0	11,200,000	0	0	0	0	0.00
41212003	SERVICIOS PUBLICOS	TDL	106,000,000	90,000,000	16,000,000	87,232,291	2,767,709	87,081,885	87,081,885	82.21
41212004	SEGUROS	TDL	10,543,104	0	10,543,104	0	0	0	0	0.00
41212004	SEGUROS	TDM	0	0	0	0	0	0	0	0.00
41212007	MANTENIMIENTO GENERAL	TDL	71,330,000	36,096,600	35,233,400	7,136,660	28,959,940	1,151,740	1,151,740	10.01
41212009	CAFETERIA Y RESTAURANTES	TDL	43,500,000	28,938,000	14,562,000	28,938,000	0	699,900	699,900	66.51
41212010	ARRENDAMIENTO DE INMUEBLE	TDL	701,028,334	671,907,757	29,120,577	671,907,757	0	18,523,350	18,523,350	95.81
41212011	GASTOS FINANCIEROS, COMISIONES	TDL	267,800,000	267,800,000	0	267,800,000	0	68,241,124	68,241,124	100.00

ÁREA METROPOLITANA DE BARRANQUILLA
Nit: 00800055568
INFORME DE EJECUCION PRESUPUESTO DE GASTOS
 Vigencia Fiscal: 2021 Mes Corte: Abril

Fecha: 2021/07/21

CODIGO	DESCRIPCION	REC	PPTO VIGENTE	CDP ACUMU	SALDO X EJEC	CRP ACUM	SALDO X COMPR	OBLIG ACUM	PAGO ACUM	Comi/Ppt
41212012	BANCARIAS Y FIDUCIARIAS	TDL	212,565,696	212,002,400	563,296	140,542,150	71,460,250	56,804,415	45,554,415	66.11
41212013	SISTEMATIZACION	TDL	140,421,595	44,000,000	96,421,595	0	44,000,000	0	0	0.00
41212014	BIENESTAR SOCIAL, ESTIMULOS, SEGURIDAD Y SALUD EN EL TRABAJO E INCENTIVO PARA LA PRODUCTIVIDAD LABORAL	TDL	20,085,000	19,572,450	512,550	4,572,450	15,000,000	905,245	905,245	22.76
41212016	COMUNICACION Y TRANSPORTE	TDL	19,570,000	19,570,000	0	19,570,000	0	0	0	100.00
41212018	COMBUSTIBLES Y LUBRICANTES	TDL	73,567,750	73,000,000	567,750	25,438,000	47,562,000	0	0	34.57
41212019	ARRENDAMIENTO DE VEHICULO	TDL	100,000,000	90,000,000	10,000,000	21,847,884	68,152,116	21,847,884	21,847,884	21.84
41212020	SERVICIOS DE TELECOMUNICACIONES	TDL	30,148,100	10,094,720	20,053,380	10,094,720	0	1,948,472	1,948,472	33.48
41213	OTROS GASTOS DE ADQUISICION DE SERVICIOS	TDL	4,667,960	562,000	4,105,960	557,854	4,146	557,854	557,854	11.95
41213001	IMPUESTOS Y MULTAS	TDL	4,667,960	562,000	4,105,960	557,854	4,146	557,854	557,854	11.95
413	TRANSFERENCIAS	TDL	275,897,618	66,810,308	209,087,310	66,810,308	0	66,810,308	63,682,853	24.21
41311	TRANSFERENCIAS AL SECTOR PUBLICO	TDL	275,897,618	66,810,308	209,087,310	66,810,308	0	66,810,308	63,682,853	24.21
41311001	CUOTA DE AUDITAJE A LA CONTRALORIA DEPARTAMENTAL	TDM	60,511,479	9,382,365	51,129,114	9,382,365	0	9,382,365	6,254,910	15.50
41311002	APORTES ASOCIACION AREAS METROPOLITANAS	TDM	22,322,160	0	22,322,160	0	0	0	0	0.00
41311003	SENTENCIAS, LAUDOS Y CONCILIACIONES	TDL	193,063,979	57,427,943	135,636,036	57,427,943	0	57,427,943	57,427,943	29.74
5	SERVICIO DE LA DEUDA	TDL	174,570,000	174,570,000	0	174,570,000	0	43,798,500	43,798,500	100.00
511	SERVICIO DE LA DEUDA INTERNA	TDL	174,570,000	174,570,000	0	174,570,000	0	43,798,500	43,798,500	100.00
51112	INTERESES, COMISIONES Y OTROS GASTOS	TDL	174,570,000	174,570,000	0	174,570,000	0	43,798,500	43,798,500	100.00
51112001	INTERESES BANCARIOS	TDM	174,570,000	174,570,000	0	174,570,000	0	43,798,500	43,798,500	100.00
6	PLAN ANUAL OPERATIVO DE INVERSIONES	TDL	10,685,148,081	5,058,447,012	5,626,701,069	4,911,948,751	146,498,261	1,150,967,649	1,117,042,649	45.90
613	GESTION INSTITUCIONAL	TDL	4,697,352,923	3,787,676,234	909,676,689	3,691,931,234	95,745,000	511,537,438	477,612,438	78.51
61311	FORTALECIMIENTO INSTITUCIONAL	ROF	2,587,562,969	1,692,905,740	894,657,229	1,597,160,740	95,745,000	511,537,438	477,612,438	61.71
61311001	ESTUDIOS, ASESORIAS, CONSULTORIAS	TDL	44,010,014	37,800,000	6,210,014	37,800,000	0	25,000,000	25,000,000	85.80
61311001	ESTUDIOS, ASESORIAS, CONSULTORIAS	TDL	227,719,800	223,150,000	4,569,800	216,400,000	6,750,000	74,250,000	69,750,000	95.00
61311001	ESTUDIOS, ASESORIAS, CONSULTORIAS	TPI	1,491,380,126	797,453,500	693,926,626	748,958,500	48,495,000	166,301,000	146,876,000	50.20
61311002	PLAN DE MARKETING METROPOLICARIBE	TDL	174,872,400	110,631,000	64,241,400	93,831,000	16,800,000	19,200,000	19,200,000	53.60
61311002	PLAN DE MARKETING METROPOLICARIBE	TDM	0	0	0	0	0	0	0	0.00
61311003	SISTEMA DE GESTION DE CALIDAD	TDL	41,200,000	0	41,200,000	0	0	0	0	0.00
61311005	DEFENSA INTERESES JUDICIALES AREA METROPOLITANA DE BARRANQUILLA	TDL	307,231,289	252,870,000	54,361,289	229,170,000	23,700,000	110,580,000	100,580,000	74.50
61311005	DEFENSA INTERESES JUDICIALES AREA METROPOLITANA DE BARRANQUILLA	TDM	25,308,151	0	25,308,151	0	0	0	0	0.00
61311005	DEFENSA INTERESES JUDICIALES AREA METROPOLITANA DE BARRANQUILLA	TPC	4,496,200	0	4,496,200	0	0	0	0	0.00
61311005	DEFENSA INTERESES JUDICIALES AREA METROPOLITANA DE BARRANQUILLA	TPI	343,749	0	343,749	0	0	0	0	0.00
61311008	ACTUALIZACION TECNOLOGICA (SOFTWARE Y/O HARDWARE)	TDM	204,182,154	204,182,154	0	204,182,154	0	116,206,438	116,206,438	100.00
61311006	ACTUALIZACION TECNOLOGICA (SOFTWARE Y/O HARDWARE)	TPC	66,819,086	66,819,086	0	66,819,086	0	0	0	100.00
61312	MODERNIZACION	TDM	2,109,789,954	2,094,770,494	15,019,460	2,094,770,494	0	0	0	95.10

AREA METROPOLITANA DE BARRANQUILLA

Nit: 00800055568

INFORME DE EJECUCION PRESUPUESTO DE GASTOS

Vigencia Fiscal: 2021 Mes Corte: Abril

Fecha: 2021/07/21

CODIGO	DESCRIPCION	REC	PPTO VIGENTE	CDP ACUMU	SALDO X EJEC	CRP ACUM	SALDO X COMPR	OBLIG ACUM	PAGO ACUM	ComiPpt
61312005	ADQUISICION DE SISTEMA DE INFORMACION Y PLATAFORMAS TECNOLOGICAS	TPC	35,967,014	20,947,554	15,019,460	20,947,554	0	0	0	58.24
61312005	ADQUISICION DE SISTEMA DE INFORMACION Y PLATAFORMAS TECNOLOGICAS	TPI	347,186,620	347,186,620	0	347,186,620	0	0	0	100.00
61312006	SISTEMA INTEGRADO DE RECAUDO INFORMACION AL USUARIO Y CONTROL DE LA OPERACION(SET)	COF	1,726,636,320	1,726,636,320	0	1,726,636,320	0	0	0	100.00
614	SISTEMA DE PLANIFICACION Y GESTION TERRITORIAL		4,408,777,787	472,762,500	3,936,015,287	472,762,500	0	236,962,500	236,962,500	10.72
61411	TALLER DE ORDENAMIENTO TERRITORIAL METROPOLITANO		4,408,777,787	472,762,500	3,936,015,287	472,762,500	0	236,962,500	236,962,500	10.72
61411002	ACTUALIZACION Y FORMACION CATASTRAL MUNICIPIOS DEL AMB	COF	0	0	0	0	0	0	0	0.00
61411002	ACTUALIZACION Y FORMACION CATASTRAL MUNICIPIOS DEL AMB	CRI	679,454,262	356,400,000	323,054,262	356,400,000	0	164,900,000	164,900,000	52.45
61411002	ACTUALIZACION Y FORMACION CATASTRAL MUNICIPIOS DEL AMB	TDL	2,456,875,683	116,362,500	2,340,513,183	116,362,500	0	72,062,500	72,062,500	4.73
61411002	ACTUALIZACION Y FORMACION CATASTRAL MUNICIPIOS DEL AMB	TDM	1,250,000,000	0	1,250,000,000	0	0	0	0	0.00
61411002	ACTUALIZACION Y FORMACION CATASTRAL MUNICIPIOS DEL AMB	TPC	22,447,842	0	22,447,842	0	0	0	0	0.00
616	GESTION DE MOVILIDAD METROPOLITANA		1,213,391,842	494,454,781	718,937,061	443,701,520	50,753,261	98,914,214	98,914,214	36.56
61611	AUTORIDAD DE TRANSPORTE PUBLICO		1,213,391,842	494,454,781	718,937,061	443,701,520	50,753,261	98,914,214	98,914,214	36.56
61611001	RED INTEGRAL DE TRANSPORTE MASIVO	TPI	77,400,000	0	77,400,000	0	0	0	0	0.00
61611002	SEGUIMIENTO, VIGILANCIA Y CONTROL A LAS RUTAS DE TRANSPORTE PUBLICO COLECTIVO Y MASIVO	TPC	81,012,000	0	81,012,000	0	0	0	0	0.00
61611005	PLANIFICACION, COORDINACION, GESTION Y CONTROL EN EL MANEJO INTEGRAL DEL TRANSPORTE COLECTIVO	TPC	193,448,000	0	193,448,000	0	0	0	0	0.00
61611007	FONDO DE ESTABILIZACION TARIFARIA FET	FET	691,531,842	426,204,781	265,327,061	375,451,520	50,753,261	68,544,214	68,544,214	54.21
61611008	CONTROL OPERATIVO DE LAS DIFERENTES MODALIDADES DE TRANSPORTE PUBLICO	FET	70,052,121	68,250,000	1,802,121	68,250,000	0	30,370,000	30,370,000	97.41
61611008	CONTROL OPERATIVO DE LAS DIFERENTES MODALIDADES DE TRANSPORTE PUBLICO	TPC	99,947,879	0	99,947,879	0	0	0	0	0.01
617	DESARROLLO HUMANO		0	0	0	0	0	0	0	0.00
61711	SEGURIDAD Y CONVIVENCIA		0	0	0	0	0	0	0	0.00
61711002	GUIDEMONOS - CONVIVENCIA CIUDADANA	COF	0	0	0	0	0	0	0	0.00
618	OBLIGACIONES VIGENCIAS ANTERIORES		365,625,529	303,553,497	62,072,032	303,553,497	0	303,553,497	303,553,497	83.0
61811	PAGO DE PASIVOS EXIGIBLES		365,625,529	303,553,497	62,072,032	303,553,497	0	303,553,497	303,553,497	83.0
61811001	PAGO DE PASIVO EXIGIBLES VIGENCIAS ANTERIORES	ROF	36,577,707	0	36,577,707	0	0	0	0	0.0
61811001	PAGO DE PASIVO EXIBLES VIGENCIAS ANTERIORES	TDL	0	0	0	0	0	0	0	0.0
61811001	PAGO DE PASIVO EXIGIBLES VIGENCIAS ANTERIORES	TPI	329,047,822	303,553,497	25,494,325	303,553,497	0	303,553,497	303,553,497	92.2

AREA METROPOLITANA DE BARRANQUILLA

Nit: 00800055568


INFORME DE EJECUCION PRESUPUESTO DE GASTOS

Vigencia Fiscal: 2021 Mes Corte: Abril


Fecha: 2021/07/21

CODIGO DESCRIPCION REC PFTO VIGENTE CDP ACUMU SALDO X EJEC CRP ACUM SALDO X COMPR OBLIG ACUM PAGO ACUM Com/Ppt

ANTERIORES



Asesor de Presupuesto



Representante Legal

Subdirector Financiero