

AREA METROPOLITANA DE BARRANQUILLA

Nit: 00800055568

INFORME DE EJECUCIÓN MENSUAL DE INGRESOS

Vigencia Fiscal: 2021 Mes Corte: Diciembre

Fecha: 2021/12/27


CODIGO	CONCEPTO	REC	PPTO VIGENTE	RECONOC MES	RECONOC AÑO	RECUADO MES	RECAUDO AÑO	SALDO X EJECUTAR	% EJEC
3	PRESUPUESTO DE INGRESOS		52,844,593,332	0	0	834,000	14,423,917,056	38,420,676,276	27.29
311	INGRESOS CORRIENTES		36,897,915,029	0	0	834,000	10,148,969,130	26,748,945,899	27.50
31112	RECURSOS NO TRIBUTARIOS		36,897,915,029	0	0	834,000	10,148,969,130	26,748,945,899	27.50
31112005	TASAS Y DERECHOS	FET	761,583,963	0	0	0	122,617,841	638,966,122	16.10
31112005	TASAS Y DERECHOS	TPC	504,138,021	0	0	0	497,193,562	6,944,459	98.62
31112005	TASAS Y DERECHOS	TPI	2,245,358,317	0	0	0	1,737,963,046	507,395,271	77.40
31112005	TASAS Y DERECHOS	TSC	30,500,000	0	0	834,000	25,834,500	4,665,500	84.70
31112007	TRANSFERENCIAS DISTRITO DE BARRANQUILLA VIG. ACTUAL	TDL	11,074,851,110	0	0	0	3,691,617,036	7,383,234,074	33.33
31112008	TRANSFERENCIAS MUNICIPIO DE SOLEDAD VIG. ACTUAL	TDL	57,401,904	0	0	0	65,448,249	-8,046,345	114.01
31112009	TRANSFERENCIAS MUNICIPIO DE PUERTO COLOMBIA VIG. ACTUAL	TDL	230,766,000	0	0	0	60,711,696	170,054,304	26.30
31112010	TRANSFERENCIAS MUNICIPIO DE MALAMBO VIG. ACTUAL	TDL	160,000,000	0	0	0	0	160,000,000	0.00
31112011	TRANSFERENCIAS MUNICIPIO DE GALAPA VIG. ACTUAL	TDL	150,000,000	0	0	0	131,985,268	18,014,732	87.99
31112012	TRANSFERENCIAS DISTRITO DE BARRANQUILLA VIG. ANTERIOR	TDL	1,816,561,872	0	0	0	1,816,561,872	0	100.00
31112013	TRANSFERENCIAS MUNICIPIO DE PUERTO COLOMBIA VIG. ANTERIOR	TDL	160,000,000	0	0	0	111,480,726	48,519,274	69.67
31112014	TRANSFERENCIAS MUNICIPIO DE MALAMBO VIG. ANTERIOR	TDL	20,000,000	0	0	0	0	20,000,000	0.00
31112015	TRANSFERENCIAS MUNICIPIO DE GALAPA VIG. ANTERIOR	TDL	227,279,898	0	0	0	65,992,632	161,287,266	29.03
31112016	TRANSFERENCIAS DE METROTEL	TDM	1,891,393,944	0	0	0	1,821,562,702	69,831,242	96.30
31112017	VENTA DE BIENES Y SERVICIOS	VBS	17,568,080,000	0	0	0	0	17,568,080,000	0.00
31113	TRANSFERENCIAS		0	0	0	0	0	0	0.00
31113006	METROTEL	TDM	0	0	0	0	0	0	0.00
312	RECURSOS DE CAPITAL		15,946,678,303	0	0	0	4,274,947,926	11,671,730,377	26.80
31211	CREDITO INTERNO		679,454,262	0	0	0	0	679,454,262	0.00
31211001	RECURSOS DE CREDITO	CRI	679,454,262	0	0	0	0	679,454,262	0.00
31214	RENDIMIENTOSPOR OPERACIONES FINANCIERAS		105,114,479	0	0	0	18,311,606	86,802,873	17.42
31214001	RENDIMIENTOS FINANCIEROS	ROF	105,114,479	0	0	0	18,311,606	86,802,873	17.42
31216	RECURSOS DEL BALANCE		1,375,473,242	0	0	0	0	1,375,473,242	0.00
31216001	SUPERAVIT FISCAL	SRF	1,375,473,242	0	0	0	0	1,375,473,242	0.00
31217	COFINANCIACIÓN		3,200,000,000	0	0	0	750,000,000	2,450,000,000	23.43
31217001	APORTES DEL DEPARTAMENTO PARA INVERSION	COF	3,200,000,000	0	0	0	750,000,000	2,450,000,000	23.43
31218	COFINANCIACION		10,586,636,320	0	0	0	3,506,636,320	7,080,000,000	33.12
31218001	APORTES DEL DEPARTAMENTO PARA INVERSION	COF	0	0	0	0	0	0	0.00
31218002	APORTES DEL FONDO UNICO DE TECNOLOGIAS DE LA INFORMACION Y LAS COMUNICACIONES	COF	1,726,636,320	0	0	0	1,726,636,320	0	100.00
31218003	APORTES DEL MUNICIPIO DE PUERTO COLOMBIA	COF	1,800,000,000	0	0	0	0	1,800,000,000	0.00
31218004	APORTES DEL MUNICIPIO DE GALAPA-CONVENIO INTERADMINISTRATIVO NO 002-2021	COF	3,560,000,000	0	0	0	1,780,000,000	1,780,000,000	50.00
31218005	APORTES DEL DISTRITO ESPECIAL DE BARRANQUILLA CONVENIO INTERADMINISTRATIVO CD-122021-4443	COF	3,500,000,000	0	0	0	0	3,500,000,000	0.00

A large, stylized handwritten signature in black ink, featuring a prominent loop at the beginning and a long, sweeping tail that curves upwards.

Asesor de Presupuesto

A smaller, more compact handwritten signature in black ink, with a distinct loop and a sharp downward stroke.

Subdirector Financiero

A handwritten signature in black ink, characterized by a large, circular loop at the top and several overlapping, fluid strokes below.

Representante Legal

ÁREA METROPOLITANA DE BARRANQUILLA

Nit: 00800055568

INFORME DE EJECUCION PRESUPUESTO DE GASTOS

Vigencia Fiscal: 2021 Mes Corte: Diciembre

Fecha: 2021/12/27

CODIGO	DESCRIPCION	REC	PPTO VIGENTE	CDP ACUMU	SALDO X EJEC	CRP ACUM	SALDO X COMPR	OBLIG ACUM	PAGO ACUM	Com/Ppt
	GASTOS TOTALES		52,844,593,332	48,913,143,778	3,931,449,554	43,505,393,793	5,407,749,985	23,974,340,666	23,114,227,388	82.32
4	GASTOS DE FUNCIONAMIENTO		11,223,600,311	10,613,551,608	610,048,703	10,423,174,585	190,377,023	9,684,457,384	9,515,769,707	92.86
411	GASTOS DE PERSONAL		8,523,102,013	7,932,402,082	590,699,931	7,910,902,082	21,500,000	7,730,205,872	7,716,533,547	92.81
41111	SERVICIOS PERSONALES ASOCIADOS A LA NOMINA		5,919,347,326	5,898,288,965	21,058,361	5,898,288,965	0	5,764,505,528	5,761,373,203	99.64
41111001	SUELDOS DE PERSONAL DE NOMINA	TDL	3,844,010,969	3,834,839,246	9,171,723	3,834,839,246	0	3,833,350,464	3,833,350,464	99.76
41111002	GASTOS DE REPRESENTACION	TDL	654,569,409	653,187,124	1,382,285	653,187,124	0	653,187,124	653,187,124	99.78
41111003	BONIFICACIONES POR SERVICIOS PRESTADOS	TDL	147,138,888	146,610,849	528,039	146,610,849	0	143,769,292	143,769,292	99.64
41111004	BONIFICACION DE RECREACION	TDL	28,682,200	28,360,032	322,168	28,360,032	0	22,008,638	21,881,418	98.87
41111005	PRIMA DE NAVIDAD	TDL	445,280,697	445,272,579	8,118	445,272,579	0	445,036,157	445,111,994	99.99
41111006	PRIMA DE SERVICIOS	TDL	208,425,766	208,425,766	0	208,425,766	0	206,336,267	206,336,267	100.00
41111007	PRIMA DE VACACIONES	TDL	233,366,363	229,439,918	3,926,445	229,439,918	0	178,382,579	177,262,758	98.31
41111008	SUBSIDIO DE ALIMENTACION	TDL	10,820,209	10,588,409	231,800	10,588,409	0	10,588,409	10,588,409	97.85
41111009	AUXILIO DE TRANSPORTE	TDL	16,824,585	16,567,796	256,789	16,567,796	0	16,567,796	16,567,796	98.47
41111010	VACACIONES	TDL	324,934,846	323,339,799	1,595,047	323,339,799	0	253,621,355	251,660,234	99.50
41111011	HORAS EXTRAS Y DIAS FESTIVOS	TDL	5,293,394	1,657,447	3,635,947	1,657,447	0	1,657,447	1,657,447	31.31
41112	SERVICIOS PERSONALES INDIRECTOS		507,600,000	507,600,000	0	486,100,000	21,500,000	452,131,355	441,631,355	95.76
41112001	SERVICIOS TECNICOS Y HONORARIOS PROFESIONALES	TDL	507,600,000	507,600,000	0	486,100,000	21,500,000	452,131,355	441,631,355	95.76
41113	CONTRIBUCIONES NOMINA SECTOR PRIVADO		1,844,534,852	1,289,749,817	554,785,035	1,289,749,817	0	1,276,805,689	1,276,765,689	69.92
41113001	CESANTIAS	TDL	475,479,259	16,574,865	458,904,394	16,574,865	0	4,836,240	4,836,240	3.48
41113002	INTERESES CESANTIAS	TDL	54,939,583	1,569,833	53,369,750	1,569,833	0	364,330	364,330	2.85
41113003	APORTES DE PREVISION SOCIAL PENSIONES	TDL	606,472,981	588,752,799	17,720,182	588,752,799	0	588,752,799	588,752,799	97.07
41113004	EMPRESAS PROMOTORAS DE SALUD EPS	TDL	428,089,854	416,504,420	11,585,434	416,504,420	0	416,504,420	416,464,420	97.29
41113005	APORTES PREVISION SOCIAL ARP	TDL	82,697,329	78,024,500	4,672,829	78,024,500	0	78,024,500	78,024,500	94.34
41113006	CAJA DE COMPENSACION	TDL	196,855,846	188,323,400	8,532,446	188,323,400	0	188,323,400	188,323,400	95.66
41114	CONTRIBUCIONES NOMINA SECTOR PUBLICO		251,619,835	236,763,300	14,856,535	236,763,300	0	236,763,300	236,763,300	94.09
41114001	INSTITUTO COLOMBIANO DE BIENESTAR FAMILIAR ICBF	TDL	155,852,136	142,046,000	13,806,136	142,046,000	0	142,046,000	142,046,000	91.14
41114002	SERVICIO NACIONAL DE APRENDIZAJE SENA	TDL	95,767,699	94,717,300	1,050,399	94,717,300	0	94,717,300	94,717,300	98.90
412	GASTOS GENERALES		2,583,218,735	2,563,932,123	19,286,612	2,401,310,010	162,622,113	1,843,289,019	1,688,273,667	92.95
41211	ADQUISICION DE BIENES		278,020,000	277,945,765	74,235	257,345,765	20,600,000	186,690,410	172,434,210	92.56
41211001	MATERIALES Y SUMINISTROS	TDL	102,920,000	102,846,835	73,165	102,846,835	0	57,826,100	43,569,900	99.92
41211001	MATERIALES Y SUMINISTROS	TDM	154,500,000	154,498,930	1,070	154,498,930	0	128,864,310	128,864,310	99.99
41211002	EQUIPOS, MAQUINAS Y MUEBLES DE OFICINA	TDL	20,600,000	20,600,000	0	0	20,600,000	0	0	0.00
41212	ADQUISICION DE SERVICIOS		2,300,530,775	2,282,692,353	17,838,422	2,141,874,386	140,817,967	1,654,715,750	1,513,956,598	93.10
41212001	CAPACITACION	TDL	9,461,779	9,460,400	1,379	9,460,400	0	7,980,400	7,980,400	99.98
41212002	VIATICOS Y GASTOS DE VIAJES	TDL	35,200,000	32,203,325	2,996,675	32,203,325	0	32,203,325	23,243,595	91.48
41212003	SERVICIOS PUBLICOS	TDL	206,000,000	206,000,000	0	169,160,807	36,839,193	169,160,807	169,160,780	82.11
41212004	SEGUROS	TDL	41,636,046	41,636,046	0	26,216,120	15,419,926	10,079,869	10,079,869	62.96
41212004	SEGUROS	TDM	90,000,000	90,000,000	0	90,000,000	0	90,000,000	90,000,000	100.00
41212007	MANTENIMIENTO GENERAL	TDL	50,900,000	48,596,600	2,303,400	44,636,660	3,959,940	38,076,040	24,851,926	87.69
41212009	CAFETERIA Y RESTAURANTES	TDL	43,254,138	42,938,000	316,138	42,938,000	0	42,937,144	42,937,144	99.26
41212010	ARRENDAMIENTO DE INMUEBLE	TDL	771,933,757	771,933,757	0	771,933,718	39	592,876,360	474,301,088	100.00
41212011	GASTOS FINANCIEROS, COMISIONES	TDL	267,800,000	267,800,000	0	267,800,000	0	123,247,940	123,247,940	100.00

AREA METROPOLITANA DE BARRANQUILLA

Nit: 00800055568

INFORME DE EJECUCION PRESUPUESTO DE GASTOS

Vigencia Fiscal: 2021 Mes Corte: Diciembre

Fecha: 2021/12/27

CODIGO	DESCRIPCION	REC	PPTO VIGENTE	CDP ACUMU	SALDO X EJEC	CRP ACUM	SALDO X COMPR	OBLIG ACUM	PAGO ACUM	Com/Ppt
	BANCARIAS Y FIDUCIARIAS									
41212012	SISTEMATIZACION	TDL	319,788,482	308,160,150	11,628,332	252,992,150	55,168,000	229,739,424	229,739,424	79.11
41212013	BIENESTAR SOCIAL, ESTIMULOS, SEGURIDAD Y SALUD EN EL TRABAJO E INCENTIVO PARA LA PRODUCTIVIDAD LABORAL	TDL	131,343,834	131,343,834	0	122,050,282	9,293,552	66,190,080	66,190,080	92.92
41212013	BIENESTAR SOCIAL, ESTIMULOS, SEGURIDAD Y SALUD EN EL TRABAJO E INCENTIVO PARA LA PRODUCTIVIDAD LABORAL	TDM	2,982,019	2,902,071	79,948	2,902,071	0	2,902,071	2,902,071	97.31
41212014	COMUNICACION Y TRANSPORTE	TDL	30,085,000	29,572,450	512,550	29,572,450	0	12,421,561	12,421,561	98.29
41212016	COMBUSTIBLES Y LUBRICANTES	TDL	19,570,000	19,570,000	0	19,570,000	0	6,790,341	6,790,341	100.00
41212018	ARRENDAMIENTO DE VEHICULO	TDL	125,481,000	125,481,000	0	122,219,728	3,261,272	92,027,500	92,027,500	97.40
41212019	SERVICIOS DE TELECOMUNICACIONES	TDL	130,000,000	130,000,000	0	128,123,955	1,876,045	128,123,955	128,123,946	98.55
41212020	OTROS GASTOS DE ADQUISICION DE SERVICIOS	TDL	25,094,720	25,094,720	0	10,094,720	15,000,000	9,958,933	9,958,933	40.22
41213	IMPUESTOS Y MULTAS		4,667,960	3,294,005	1,373,955	2,089,859	1,204,146	1,882,859	1,882,859	44.77
41213001	IMPUESTOS, TASAS Y MULTAS	TDL	4,667,960	3,294,005	1,373,955	2,089,859	1,204,146	1,882,859	1,882,859	44.77
413	TRANSFERENCIAS		117,279,563	117,217,403	62,160	110,962,493	6,254,910	110,962,493	110,962,493	94.61
41311	TRANSFERENCIAS AL SECTOR PUBLICO		117,279,563	117,217,403	62,160	110,962,493	6,254,910	110,962,493	110,962,493	94.61
41311001	CUOTA DE AUDITAJE A LA CONTRALORIA DEPARTAMENTAL	TDL	0	0	0	0	0	0	0	0.00
41311001	CUOTA DE AUDITAJE A LA CONTRALORIA DEPARTAMENTAL	TDM	37,529,460	37,529,460	0	31,274,550	6,254,910	31,274,550	31,274,550	83.33
41311002	APORTES ASOCIACION AREAS METROPOLITANAS	TDM	22,322,160	22,260,000	62,160	22,260,000	0	22,260,000	22,260,000	99.72
41311003	SENTENCIAS, LAUDOS Y CONCILIACIONES	TDL	57,427,943	57,427,943	0	57,427,943	0	57,427,943	57,427,943	100.00
5	SERVICIO DE LA DEUDA		179,570,000	178,772,500	797,500	178,772,500	0	178,719,000	178,719,000	99.55
511	SERVICIO DE LA DEUDA INTERNA		179,570,000	178,772,500	797,500	178,772,500	0	178,719,000	178,719,000	99.55
51112	INTERESES, COMISIONES Y OTROS GASTOS		179,570,000	178,772,500	797,500	178,772,500	0	178,719,000	178,719,000	99.55
51112001	INTERESES BANCARIOS	TDM	179,570,000	178,772,500	797,500	178,772,500	0	178,719,000	178,719,000	99.55
6	PLAN ANUAL OPERATIVO DE INVERSIONES		41,441,423,021	38,120,819,670	3,320,603,351	32,903,446,708	5,217,372,962	14,111,164,282	13,419,738,681	79.39
611	GESTION AMBIENTAL		5,000,000,000	5,000,000,000	0	0	5,000,000,000	0	0	0.00
61111	AGUA POTABLE Y SANEAMIENTO BASICO		5,000,000,000	5,000,000,000	0	0	5,000,000,000	0	0	0.00
61111002	MEJORAMIENTO DE ACUEDUCTOS Y ALCANTARRILLADOS	COF	3,500,000,000	3,500,000,000	0	0	3,500,000,000	0	0	0.00
61111002	MEJORAMIENTO DE ACUEDUCTOS Y ALCANTARRILLDOS	TDL	800,000,000	800,000,000	0	0	800,000,000	0	0	0.00
61111002	MEJORAMIENTO DE ACUEDUCTO Y ALCANTARRILLADOS	TDM	700,000,000	700,000,000	0	0	700,000,000	0	0	0.00
613	GESTION INSTITUCIONAL		7,452,802,380	7,318,029,400	134,772,980	7,219,529,400	98,500,000	6,872,911,894	6,250,913,790	96.87
61311	FORTALECIMIENTO INSTITUCIONAL		5,343,012,426	5,223,258,906	119,753,520	5,124,758,906	98,500,000	4,778,141,405	4,272,349,739	95.91
61311001	ESTUDIOS, ASESORIAS, CONSULTORIAS	ROF	68,536,772	65,931,958	2,604,814	65,931,958	0	65,931,958	65,931,958	96.19
61311001	ESTUDIOS, ASESORIAS, CONSULTORIAS	SRF	1,375,473,242	1,375,473,242	0	1,375,473,242	0	1,375,473,242	975,473,242	100.00
61311001	ESTUDIOS, ASESORIAS, CONSULTORIAS	TDL	946,427,923	939,364,966	7,062,957	939,364,966	0	832,089,966	777,139,966	99.25
61311001	ESTUDIOS, ASESORIAS, CONSULTORIAS	TDM	383,839,334	314,675,000	69,164,334	294,675,000	20,000,000	182,137,500	163,137,500	76.77
61311001	ESTUDIOS, ASESORIAS, CONSULTORIAS	TPI	1,491,380,126	1,487,643,500	3,736,626	1,459,643,500	28,000,000	1,375,243,499	1,365,326,833	97.87
61311002	PLAN DE MARKETING METROPOLICARIBE	TDL	174,872,400	174,617,000	255,400	162,317,000	12,300,000	161,817,000	161,817,000	92.82

AREA METROPOLITANA DE BARRANQUILLA

Nit: 00800055568

INFORME DE EJECUCION PRESUPUESTO DE GASTOS

Vigencia Fiscal: 2021 Mes Corte: Diciembre

Fecha: 2021/12/27

CODIGO	DESCRIPCION	REC	PPTO VIGENTE	CDP ACUMU	SALDO X EJEC	CRP ACUM	SALDO X COMPR	OBLIG ACUM	PAGO ACUM	Com/Ppt
61311002	PLAN DE MARKETING METROPOLICARIBE	TDM	52,902,000	52,902,000	0	49,902,000	3,000,000	37,302,000	37,302,000	94.32
61311003	SISTEMA DE GESTION DE CALIDAD	TDL	41,200,000	16,000,000	25,200,000	16,000,000	0	16,000,000	16,000,000	38.83
61311005	DEFENSA INTERESES JUDICIALES AREA METROPOLITANA DE BARRANQUILLA	TDL	507,231,289	501,650,000	5,581,289	466,450,000	35,200,000	437,145,000	416,720,000	91.96
61311005	DEFENSA INTERESES JUDICIALES AREA METROPOLITANA DE BARRANQUILLA	TDM	25,308,151	24,000,000	1,308,151	24,000,000	0	24,000,000	22,500,000	94.83
61311005	DEFENSA INTERESES JUDICIALES AREA METROPOLITANA DE BARRANQUILLA	TPC	4,496,200	0	4,496,200	0	0	0	0	0.00
61311005	DEFENSA INTERESES JUDICIALES AREA METROPOLITANA DE BARRANQUILLA	TPI	343,749	0	343,749	0	0	0	0	0.00
61311006	ACTUALIZACION TECNOLOGICA (SOFTWARE Y/O HARDWARE)	TDM	204,182,154	204,182,154	0	204,182,154	0	204,182,154	204,182,154	100.00
61311006	ACTUALIZACION TECNOLOGICA (SOFTWARE Y/O HARDWARE)	TPC	66,819,086	66,819,086	0	66,819,086	0	66,819,086	66,819,086	100.00
61312	MODERNIZACION		2,109,789,954	2,094,770,494	15,019,460	2,094,770,494	0	2,094,770,489	1,978,564,051	99.28
61312005	ADQUISICION DE SISTEMA DE INFORMACION Y PLATAFORMAS TECNOLOGICAS	TPC	35,967,014	20,947,554	15,019,460	20,947,554	0	20,947,554	20,947,554	58.24
61312005	ADQUISICION DE SISTEMA DE INFORMACION Y PLATAFORMAS TECNOLOGICAS	TPI	347,186,620	347,186,620	0	347,186,620	0	347,186,615	230,980,177	100.00
61312006	SISTEMA INTEGRADO DE RECAUDO INFORMACION AL USUARIO Y CONTROL DE LA OPERACION(SET)	COF	1,726,636,320	1,726,636,320	0	1,726,636,320	0	1,726,636,320	1,726,636,320	100.00
614	SISTEMA DE PLANIFICACION Y GESTION TERRITORIAL		23,859,603,270	21,079,749,274	2,779,853,996	21,019,389,573	60,359,701	4,291,762,429	4,260,334,932	88.09
61411	TALLER DE ORDENAMIENTO TERRITORIAL METROPOLITANO		931,523,270	852,511,140	79,012,130	851,400,474	1,110,666	799,900,629	775,189,308	91.39
61411002	ACTUALIZACION Y FORMACION CATASTRAL MUNICIPIOS DEL AMB	COF	0	0	0	0	0	0	0	0.00
61411002	ACTUALIZACION Y FORMACION CATASTRAL MUNICIPIOS DEL AMB	CRI	679,454,262	622,889,974	56,564,288	622,889,974	0	609,239,974	600,314,974	91.67
61411002	ACTUALIZACION Y FORMACION CATASTRAL MUNICIPIOS DEL AMB	TDL	116,362,500	116,362,500	0	116,362,500	0	116,362,500	116,362,500	100.00
61411002	ACTUALIZACION Y FORMACION CATASTRAL MUNICIPIOS DEL AMB	TDM	113,258,666	113,258,666	0	112,148,000	1,110,666	74,298,155	58,511,834	99.01
61411002	ACTUALIZACION Y FORMACION CATASTRAL MUNICIPIOS DEL AMB	TPC	22,447,842	0	22,447,842	0	0	0	0	0.00
61412	GESTION CATASTRAL EN LOS PROCESOS DE CONSERVACION Y ACTUALIZACION CATASTRAL EN EL MUNICIPIO DE SINCELEJO-SUCRE.		14,953,000,000	12,371,279,134	2,581,720,866	12,368,897,746	2,381,388	638,242,094	638,242,094	82.71
61412001	PRESTACION DE SERVICIOS	VBS	13,581,247,350	11,730,655,652	1,850,591,698	11,730,655,652	0	0	0	86.37
61412002	POLIZA DE SEGUROS	VBS	100,000,000	100,000,000	0	97,618,612	2,381,388	97,618,612	97,618,612	97.61
61412003	ESTAMPILLAS	VBS	1,271,752,650	540,623,482	731,129,168	540,623,482	0	540,623,482	540,623,482	42.51
61412004	ARRENDAMIENTO DE VEHICULO	VBS	0	0	0	0	0	0	0	0.00
61413	FORTALECIMIENTO A LA CAPACIDAD INSTITUCIONAL DE LOS MUNICIPIOS Y EL		2,615,080,000	2,513,959,000	101,121,000	2,457,091,353	56,867,647	614,019,706	607,303,530	93.95

AREA METROPOLITANA DE BARRANQUILLA


Nit: 00800055568

INFORME DE EJECUCION PRESUPUESTO DE GASTOS


Vigencia Fiscal: 2021 Mes Corte: Diciembre

Fecha: 2021/12/27


CODIGO	DESCRIPCION	REC	PPTO VIGENTE	CDP ACUMU	SALDO X EJEC	CRP ACUM	SALDO X COMPR	OBLIG ACUM	PAGO ACUM	Com/Ppt
	DEPARTAMENTO EN LA TOMA DE DESICIONES EN LOS PROCESOS DE GESTION ADMINSITRATIVA, DEPARTAMENTAL Y MUNICIPAL, CON ESPECIAL ENFOQUE EN									
61413001	PRESTACION DE SERVICIOS	VBS	2,606,059,583	2,513,959,000	92,100,583	2,457,091,353	56,867,647	614,019,706	607,303,530	94.28
61413002	POLIZA DE SEGUROS	VBS	9,020,417	0	9,020,417	0	0	0	0	0.00
61414	AUNUAR ESFUERZOS PARA EL DESARROLLO DE LAS ACTIVIDADES TENDIENTES A LA ACTUALIZACION CATASTRAL DEL MUNICIPIO DE GALAPA		3,560,000,000	3,560,000,000	0	3,560,000,000	0	1,726,600,000	1,726,600,000	100.00
61414001	PRESTACION DE SERVICIOS	COF	3,560,000,000	3,560,000,000	0	3,560,000,000	0	1,726,600,000	1,726,600,000	100.00
61415	AUNAR ESFUERZOS PARA EL DESARROLLO DE LAS ACTIVIDADES A LA ACTUALIZACION CATASTRAL DEL MUNICIPIO DE PUERTO COLOMBIA.		1,800,000,000	1,782,000,000	18,000,000	1,782,000,000	0	513,000,000	513,000,000	99.00
61415001	PRESTACION DE SERVICIOS	COF	1,800,000,000	1,782,000,000	18,000,000	1,782,000,000	0	513,000,000	513,000,000	99.00
616	GESTION DE MOVILIDAD METROPOLITANA		1,213,391,842	944,223,116	269,168,726	886,069,855	58,153,261	742,906,075	704,906,075	73.02
61611	AUTORIDAD DE TRANSPORTE PUBLICO		1,213,391,842	944,223,116	269,168,726	886,069,855	58,153,261	742,906,075	704,906,075	73.02
61611001	RED INTEGRAL DE TRANSPORTE MASIVO	TPI	77,400,000	77,400,000	0	77,400,000	0	77,400,000	57,000,000	100.00
61611002	SEGUIMIENTO, VIGILANCIA Y CONTROL A LAS RUTAS DE TRANSPORTE PUBLICO COLECTIVO Y MASIVO	TPC	81,012,000	80,751,667	260,333	73,351,667	7,400,000	70,351,667	70,351,667	90.54
61611005	PLANIFICACION, COORDINACION, GESTION Y CONTROL EN EL MANEJO INTEGRAL DEL TRANSPORTE COLECTIVO	TPC	193,448,000	191,756,668	1,691,332	191,756,668	0	83,706,668	66,106,668	99.12
61611007	FONDO DE ESTABILIZACION TARIFARIA FET	FET	691,531,842	426,204,781	265,327,061	375,451,520	50,753,261	343,337,740	343,337,740	54.29
61611008	CONTROL OPERATIVO DE LAS DIFERENTES MODALIDADES DE TRANSPORTE PUBLICO	FET	70,052,121	68,250,000	1,802,121	68,250,000	0	68,250,000	68,250,000	97.42
61611008	CONTROL OPERATIVO DE LAS DIFERENTES MODALIDADES DE TRANSPORTE PUBLICO	TPC	99,947,879	99,860,000	87,879	99,860,000	0	99,860,000	99,860,000	99.91
617	DESARROLLO HUMANO		3,200,000,000	3,199,999,997	3	3,199,639,997	360,000	1,624,766,001	1,624,766,001	99.98
61711	SEGURIDAD Y CONVIVENCIA		3,200,000,000	3,199,999,997	3	3,199,639,997	360,000	1,624,766,001	1,624,766,001	99.98
61711002	CUIDEMONOS - CONVIVENCIA CIUDADANA	COF	3,200,000,000	3,199,999,997	3	3,199,639,997	360,000	1,624,766,001	1,624,766,001	99.98
618	OBLIGACIONES VIGENCIAS ANTERIORES		715,625,529	578,817,883	136,807,646	578,817,883	0	578,817,883	578,817,883	80.88
61811	PAGO DE PASIVOS EXIGIBLES		715,625,529	578,817,883	136,807,646	578,817,883	0	578,817,883	578,817,883	80.88
61811001	PAGO DE PASIVO EXIGIBLES VIGENCIAS ANTERIORES	ROF	36,577,707	0	36,577,707	0	0	0	0	0.00
61811001	PAGO DE PASIVO EXIBLES VIGENCIAS ANTERIORES	TDL	350,000,000	275,264,386	74,735,614	275,264,386	0	275,264,386	275,264,386	78.64
61811001	PAGO DE PASIVO EXIGIBLES VIGENCIAS ANTERIORES	TPI	329,047,822	303,553,497	25,494,325	303,553,497	0	303,553,497	303,553,497	92.25

A large, stylized handwritten signature in black ink, consisting of several loops and a long tail that curves upwards.

Asesor de Presupuesto

A large, stylized handwritten signature in black ink, similar in style to the one above, with a long tail.

Subdirector Financiero

A large, stylized handwritten signature in black ink, with a long tail that extends downwards.

Representante Legal