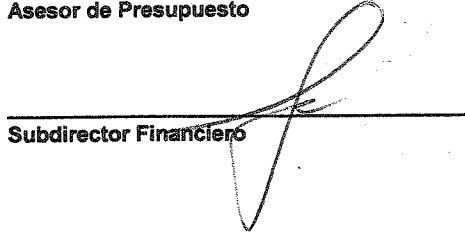





Asesor de Presupuesto



Subdirector Financiero



Representante Legal

AREA METROPOLITANA DE BARRANQUILLA

Nit: 00800055568

INFORME DE EJECUCION PRESUPUESTO DE GASTOS

Vigencia Fiscal: 2021 Mes Corte: Octubre

Fecha: 2021/12/27

CODIGO	DESCRIPCION	REC	PPTO VIGENTE	CDP ACUMU	SALDO X EJEC	CRP ACUM	SALDO X COMPR	OBLIG ACUM	PAGO ACUM	Com/Ppt
	GASTOS TOTALES		47,244,593,332	27,384,346,126	19,860,247,206	26,494,963,284	889,382,842	16,327,083,111	16,176,616,005	56.08
4	GASTOS DE FUNCIONAMIENTO		11,228,600,311	8,648,632,894	2,579,967,417	8,273,686,516	374,946,378	7,467,667,166	7,354,323,048	73.68
411	GASTOS DE PERSONAL		8,548,403,375	6,110,572,161	2,437,831,214	6,055,384,325	55,187,836	5,894,687,871	5,892,261,006	70.83
41111	SERVICIOS PERSONALES ASOCIADOS A LA NOMINA		5,912,178,184	4,471,633,162	1,440,545,022	4,461,782,368	9,850,794	4,443,005,243	4,440,618,378	75.46
41111001	SUELDOS DE PERSONAL DE NOMINA	TDL	3,899,090,969	3,202,618,303	696,472,666	3,202,618,303	0	3,202,618,303	3,202,618,303	82.13
41111002	GASTOS DE REPRESENTACION	TDL	639,569,409	547,070,162	92,499,247	547,070,162	0	547,070,162	547,070,162	85.53
41111003	BONIFICACIONES POR SERVICIOS PRESTADOS	TDL	141,338,888	130,944,144	10,394,744	130,944,144	0	130,944,144	130,944,144	92.64
41111004	BONIFICACION DE RECREACION	TDL	25,682,200	17,260,914	8,421,286	16,779,295	481,619	15,863,353	15,763,402	65.33
41111005	PRIMA DE NAVIDAD	TDL	444,350,697	5,005,927	439,344,770	5,005,927	0	5,005,927	5,005,927	1.12
41111006	PRIMA DE SERVICIOS	TDL	206,351,201	206,331,201	20,000	206,331,201	0	206,331,201	206,331,201	99.99
41111007	PRIMA DE VACACIONES	TDL	207,166,363	140,021,265	67,145,098	136,155,546	3,865,719	128,785,386	127,987,468	65.72
41111008	SUBSIDIO DE ALIMENTACION	TDL	10,820,209	8,726,073	2,094,136	8,726,073	0	8,726,073	8,726,073	80.64
41111009	AUXILIO DE TRANSPORTE	TDL	16,824,585	13,665,150	3,159,435	13,665,150	0	13,665,150	13,665,150	81.22
41111010	VACACIONES	TDL	314,840,269	198,332,576	116,507,693	192,829,120	5,503,456	182,338,097	180,849,101	61.24
41111011	HORAS EXTRAS Y DIAS FESTIVOS	TDL	6,143,394	1,657,447	4,485,947	1,657,447	0	1,657,447	1,657,447	26.97
41112	SERVICIOS PERSONALES INDIRECTOS		523,085,420	484,675,000	38,410,420	464,425,000	20,250,000	322,505,671	322,505,671	88.78
41112001	SERVICIOS TECNICOS Y HONORARIOS PROFESIONALES	TDL	523,085,420	484,675,000	38,410,420	464,425,000	20,250,000	322,505,671	322,505,671	88.78
41113	CONTRIBUCIONES NOMINA SECTOR PRIVADO		1,867,034,852	976,270,199	890,764,653	951,183,157	25,087,042	951,183,157	951,143,157	50.94
41113001	CESANTIAS	TDL	497,979,259	29,873,252	468,106,007	4,786,210	25,087,042	4,786,210	4,786,210	0.96
41113002	INTERESES CESANTIAS	TDL	54,939,583	360,561	54,579,022	360,561	0	360,561	360,561	0.65
41113003	APORTES DE PREVISION SOCIAL PENSIONES	TDL	606,472,981	436,242,524	170,230,457	436,242,524	0	436,242,524	436,242,524	71.93
41113004	EMPRESAS PROMOTORAS DE SALUD EPS	TDL	428,089,854	308,266,062	119,823,792	308,266,062	0	308,266,062	308,266,062	72.00
41113005	APORTES PREVISION SOCIAL ARP	TDL	82,697,329	59,578,800	23,118,529	59,578,800	0	59,578,800	59,578,800	72.04
41113006	CAJA DE COMPENSACION	TDL	196,855,846	141,949,000	54,906,846	141,949,000	0	141,949,000	141,949,000	72.10
41114	CONTRIBUCIONES NOMINA SECTOR PUBLICO		246,104,919	177,993,800	68,111,119	177,993,800	0	177,993,800	177,993,800	72.32
41114001	INSTITUTO COLOMBIANO DE BIENESTAR FAMILIAR ICBF	TDL	155,852,136	106,789,400	49,062,736	106,789,400	0	106,789,400	106,789,400	68.51
41114002	SERVICIO NACIONAL DE APRENDIZAJE SENA	TDL	90,252,783	71,204,400	19,048,383	71,204,400	0	71,204,400	71,204,400	78.89
412	GASTOS GENERALES		2,556,299,318	2,420,843,330	135,455,988	2,107,339,698	313,503,632	1,496,786,622	1,385,869,369	82.43
41211	ADQUISICION DE BIENES		235,100,000	235,098,930	1,070	214,498,930	20,600,000	139,843,813	139,843,813	91.23
41211001	MATERIALES Y SUMINISTROS	TDL	60,000,000	60,000,000	0	60,000,000	0	33,569,900	33,569,900	100.00
41211001	MATERIALES Y SUMINISTROS	TDM	154,500,000	154,498,930	1,070	154,498,930	0	106,273,913	106,273,913	99.99
41211002	EQUIPOS, MAQUINAS Y MUEBLES DE OFICINA	TDL	20,600,000	20,600,000	0	0	20,600,000	0	0	0.00
41212	ADQUISICION DE SERVICIOS		2,316,531,358	2,182,450,395	134,080,963	1,890,750,909	291,699,486	1,355,059,950	1,244,142,697	81.61
41212001	CAPACITACION	TDL	5,801,779	5,020,400	781,379	5,020,400	0	5,020,400	5,020,400	86.53
41212002	VIATICOS Y GASTOS DE VIAJES	TDL	26,200,000	22,511,168	3,688,832	10,311,168	12,200,000	10,311,168	10,311,168	39.35
41212003	SERVICIOS PUBLICOS	TDL	206,000,000	206,000,000	0	146,894,878	59,105,122	146,894,878	146,739,556	71.30
41212004	SEGUROS	TDL	47,943,104	41,636,046	6,307,058	10,079,869	31,556,177	10,079,869	10,079,869	21.02
41212004	SEGUROS	TDM	90,000,000	90,000,000	0	90,000,000	0	90,000,000	90,000,000	100.00
41212007	MANTENIMIENTO GENERAL	TDL	57,900,000	48,596,600	9,303,400	44,636,660	3,959,940	4,721,482	4,721,482	77.09
41212009	CAFETERIA Y RESTAURANTES	TDL	63,500,000	42,938,000	20,562,000	42,938,000	0	25,196,722	25,196,722	67.61
41212010	ARRENDAMIENTO DE INMUEBLE	TDL	727,028,334	721,907,757	5,120,577	721,907,757	0	524,327,049	424,275,127	99.29
41212011	GASTOS FINANCIEROS, COMISIONES	TDL	267,800,000	267,800,000	0	267,800,000	0	123,247,940	123,247,940	100.00

AREA METROPOLITANA DE BARRANQUILLA

Nit: 00800055568

INFORME DE EJECUCION PRESUPUESTO DE GASTOS

Vigencia Fiscal: 2021 Mes Corte: Octubre

Fecha: 2021/12/27

CODIGO	DESCRIPCION	REC	PPTO VIGENTE	CDP ACUMU	SALDO X EJEC	CRP ACUM	SALDO X COMPR	OBLIG ACUM	PAGO ACUM	Com/Ppt
	BANCARIAS Y FIDUCIARIAS									
41212012	SISTEMATIZACION	TDL	353,565,696	333,560,150	20,005,546	246,492,150	87,068,000	194,039,424	194,039,424	69.71
41212013	BIENESTAR SOCIAL, ESTIMULOS, SEGURIDAD Y SALUD EN EL TRABAJO E INCENTIVO PARA LA PRODUCTIVIDAD LABORAL	TDL	140,421,595	80,884,104	59,537,491	46,590,552	34,293,552	36,392,151	36,392,151	33.17
41212013	BIENESTAR SOCIAL, ESTIMULOS, SEGURIDAD Y SALUD EN EL TRABAJO E INCENTIVO PARA LA PRODUCTIVIDAD LABORAL	TDM	0	0	0	0	0	0	0	0.00
41212014	COMUNICACION Y TRANSPORTE	TDL	30,085,000	29,572,450	512,550	29,572,450	0	2,451,249	2,451,249	98.29
41212016	COMBUSTIBLES Y LUBRICANTES	TDL	19,570,000	19,570,000	0	19,570,000	0	4,967,510	4,967,510	100.00
41212018	ARRENDAMIENTO DE VEHICULO	TDL	130,567,750	122,359,000	8,208,750	96,781,000	25,578,000	68,246,500	57,536,500	74.12
41212019	SERVICIOS DE TELECOMUNICACIONES	TDL	130,000,000	130,000,000	0	102,061,305	27,938,695	102,061,305	102,061,296	78.50
41212020	OTROS GASTOS DE ADQUISICION DE SERVICIOS	TDL	20,148,100	20,094,720	53,380	10,094,720	10,000,000	7,102,303	7,102,303	50.10
41213	IMPUESTOS Y MULTAS		4,667,960	3,294,005	1,373,955	2,089,859	1,204,146	1,882,859	1,882,859	44.77
41213001	IMPUESTOS, TASAS Y MULTAS	TDL	4,667,960	3,294,005	1,373,955	2,089,859	1,204,146	1,882,859	1,882,859	44.77
413	TRANSFERENCIAS		123,897,618	117,217,403	6,680,215	110,962,493	6,254,910	76,192,673	76,192,673	89.55
41311	TRANSFERENCIAS AL SECTOR PUBLICO		123,897,618	117,217,403	6,680,215	110,962,493	6,254,910	76,192,673	76,192,673	89.55
41311001	CUOTA DE AUDITAJE A LA CONTRALORIA DEPARTAMENTAL	TDL	0	0	0	0	0	0	0	0.00
41311001	CUOTA DE AUDITAJE A LA CONTRALORIA DEPARTAMENTAL	TDM	40,511,479	37,529,460	2,982,019	31,274,550	6,254,910	18,764,730	18,764,730	77.19
41311002	APORTES ASOCIACION AREAS METROPOLITANAS	TDM	22,322,160	22,260,000	62,160	22,260,000	0	0	0	99.72
41311003	SENTENCIAS, LAUDOS Y CONCILIACIONES	TDL	61,063,979	57,427,943	3,636,036	57,427,943	0	57,427,943	57,427,943	94.04
5	SERVICIO DE LA DEUDA		174,570,000	174,570,000	0	174,570,000	0	132,123,000	132,123,000	100.00
511	SERVICIO DE LA DEUDA INTERNA		174,570,000	174,570,000	0	174,570,000	0	132,123,000	132,123,000	100.00
51112	INTERESES, COMISIONES Y OTROS GASTOS		174,570,000	174,570,000	0	174,570,000	0	132,123,000	132,123,000	100.00
51112001	INTERESES BANCARIOS	TDM	174,570,000	174,570,000	0	174,570,000	0	132,123,000	132,123,000	100.00
6	PLAN ANUAL OPERATIVO DE INVERSIONES		35,841,423,021	18,561,143,232	17,280,279,789	18,046,706,768	514,436,464	8,727,292,945	8,690,169,957	50.35
611	GESTION AMBIENTAL		0	0	0	0	0	0	0	0.00
61111	AGUA POTABLE Y SANEAMIENTO BASICO		0	0	0	0	0	0	0	0.00
61111002	MEJORAMIENTO DE ACUEDUCTOS Y ALCANTARRILLADOS	COF	0	0	0	0	0	0	0	0.00
61111002	MEJORAMIENTO DE ACUEDUCTOS Y ALCANTARRILLADOS	TDL	0	0	0	0	0	0	0	0.00
61111002	MEJORAMIENTO DE ACUEDUCTO Y ALCANTARRILLADOS	TDM	0	0	0	0	0	0	0	0.00
613	GESTION INSTITUCIONAL		5,847,352,923	5,757,702,400	89,650,523	5,657,002,400	100,700,000	4,388,767,905	4,359,101,238	96.74
61311	FORTALECIMIENTO INSTITUCIONAL		3,737,562,969	3,662,931,906	74,631,063	3,562,231,906	100,700,000	2,468,307,073	2,438,640,406	95.30
61311001	ESTUDIOS, ASESORIAS, CONSULTORIAS	ROF	44,010,014	41,405,200	2,604,814	41,405,200	0	39,550,000	39,550,000	94.08
61311001	ESTUDIOS, ASESORIAS, CONSULTORIAS	SRF	0	0	0	0	0	0	0	0.00
61311001	ESTUDIOS, ASESORIAS, CONSULTORIAS	TDL	927,719,800	916,036,800	11,683,000	916,036,800	0	382,575,000	377,775,000	98.74
61311001	ESTUDIOS, ASESORIAS, CONSULTORIAS	TDM	200,000,000	186,628,166	13,371,834	166,628,166	20,000,000	0	0	83.31
61311001	ESTUDIOS, ASESORIAS, CONSULTORIAS	TPI	1,491,380,126	1,487,643,500	3,736,626	1,459,643,500	28,000,000	1,305,923,500	1,286,056,833	97.87
61311002	PLAN DE MARKETING METROPOLICARIBE	TDL	174,872,400	174,617,000	255,400	162,317,000	12,300,000	148,459,000	148,459,000	92.82

AREA METROPOLITANA DE BARRANQUILLA

Nit: 00800055568

INFORME DE EJECUCION PRESUPUESTO DE GASTOS

Vigencia Fiscal: 2021 Mes Corte: Octubre

Fecha: 2021/12/27

CODIGO	DESCRIPCION	REC	PPTO VIGENTE	CDP ACUMU	SALDO X EJEC	CRP ACUM	SALDO X COMPR	OBLIG ACUM	PAGO ACUM	Com/Ppt
61311002	PLAN DE MARKETING METROPOLICARIBE	TDM	50,000,000	48,450,000	1,550,000	43,250,000	5,200,000	13,000,000	13,000,000	86.50
61311003	SISTEMA DE GESTION DE CALIDAD	TDL	41,200,000	16,000,000	25,200,000	16,000,000	0	13,333,333	13,333,333	38.83
61311005	DEFENSA INTERESES JUDICIALES AREA METROPOLITANA DE BARRANQUILLA	TDL	507,231,289	497,150,000	10,081,289	461,950,000	35,200,000	274,965,000	269,965,000	91.07
61311005	DEFENSA INTERESES JUDICIALES AREA METROPOLITANA DE BARRANQUILLA	TDM	25,308,151	24,000,000	1,308,151	24,000,000	0	19,500,000	19,500,000	94.83
61311005	DEFENSA INTERESES JUDICIALES AREA METROPOLITANA DE BARRANQUILLA	TPC	4,496,200	0	4,496,200	0	0	0	0	0.00
61311005	DEFENSA INTERESES JUDICIALES AREA METROPOLITANA DE BARRANQUILLA	TPI	343,749	0	343,749	0	0	0	0	0.00
61311006	ACTUALIZACION TECNOLOGICA (SOFTWARE Y/O HARDWARE)	TDM	204,182,154	204,182,154	0	204,182,154	0	204,182,154	204,182,154	100.00
61311006	ACTUALIZACION TECNOLOGICA (SOFTWARE Y/O HARDWARE)	TPC	66,819,086	66,819,086	0	66,819,086	0	66,819,086	66,819,086	100.00
61312	MODERNIZACION		2,109,789,954	2,094,770,494	15,019,460	2,094,770,494	0	1,920,460,832	1,920,460,832	99.28
61312005	ADQUISICION DE SISTEMA DE INFORMACION Y PLATAFORMAS TECNOLOGICAS	TPC	35,967,014	20,947,554	15,019,460	20,947,554	0	20,947,554	20,947,554	58.24
61312005	ADQUISICION DE SISTEMA DE INFORMACION Y PLATAFORMAS TECNOLOGICAS	TPI	347,186,620	347,186,620	0	347,186,620	0	172,876,958	172,876,958	100.00
61312006	SISTEMA INTEGRADO DE RECAUDO INFORMACION AL USUARIO Y CONTROL DE LA OPERACION(SET)	COF	1,726,636,320	1,726,636,320	0	1,726,636,320	0	1,726,636,320	1,726,636,320	100.00
614	SISTEMA DE PLANIFICACION Y GESTION TERRITORIAL		25,565,052,727	8,789,041,500	16,776,011,227	8,466,404,965	322,636,535	1,697,479,738	1,690,023,417	33.11
61411	TALLER DE ORDENAMIENTO TERRITORIAL METROPOLITANO		2,636,972,727	833,082,500	1,803,890,227	819,695,000	13,387,500	661,519,738	654,063,417	31.08
61411002	ACTUALIZACION Y FORMACION CATASTRAL MUNICIPIOS DEL AMB	COF	0	0	0	0	0	0	0	0.00
61411002	ACTUALIZACION Y FORMACION CATASTRAL MUNICIPIOS DEL AMB	CRI	679,454,262	617,900,000	61,554,262	604,512,500	13,387,500	511,525,000	511,525,000	88.97
61411002	ACTUALIZACION Y FORMACION CATASTRAL MUNICIPIOS DEL AMB	TDL	935,070,623	116,362,500	818,708,123	116,362,500	0	116,362,500	116,362,500	12.44
61411002	ACTUALIZACION Y FORMACION CATASTRAL MUNICIPIOS DEL AMB	TDM	1,000,000,000	98,820,000	901,180,000	98,820,000	0	33,632,238	26,175,917	9.88
61411002	ACTUALIZACION Y FORMACION CATASTRAL MUNICIPIOS DEL AMB	TPC	22,447,842	0	22,447,842	0	0	0	0	0.00
61412	GESTION CATASTRAL EN LOS PROCESOS DE CONSERVACION Y ACTUALIZACION CATASTRAL EN EL MUNICIPIO DE SINCELEJO-SUCRE.		14,953,000,000	100,000,000	14,853,000,000	97,618,612	2,381,388	0	0	0.65
61412001	PRESTACION DE SERVICIOS	VBS	13,581,247,350	0	13,581,247,350	0	0	0	0	0.00
61412002	POLIZA DE SEGUROS	VBS	100,000,000	100,000,000	0	97,618,612	2,381,388	0	0	97.61
61412003	ESTAMPILLAS	VBS	1,271,752,650	0	1,271,752,650	0	0	0	0	0.00
61412004	ARRENDAMIENTO DE VEHICULO	VBS	0	0	0	0	0	0	0	0.00
61413	FORTALECIMIENTO A LA CAPACIDAD INSTITUCIONAL DE LOS MUNICIPIOS Y EL		2,615,080,000	2,513,959,000	101,121,000	2,385,891,353	128,067,647	0	0	91.23

AREA METROPOLITANA DE BARRANQUILLA


Nit: 00800055568

INFORME DE EJECUCION PRESUPUESTO DE GASTOS


Vigencia Fiscal: 2021 Mes Corte: Octubre

Fecha: 2021/12/27


CODIGO	DESCRIPCION	REC	PPTO VIGENTE	CDP ACUMU	SALDO X EJEC	CRP ACUM	SALDO X COMPR	OBLIG ACUM	PAGO ACUM	Com/Ppt
	DEPARTAMENTO EN LA TOMA DE DECISIONES EN LOS PROCESOS DE GESTION ADMINISTRATIVA, DEPARTAMENTAL Y MUNICIPAL, CON ESPECIAL ENFOQUE EN									
61413001	PRESTACION DE SERVICIOS	VBS	2,606,059,583	2,513,959,000	92,100,583	2,385,891,353	128,067,647	0	0	91.55
61413002	POLIZA DE SEGUROS	VBS	9,020,417	0	9,020,417	0	0	0	0	0.00
61414	AUNAR ESFUERZOS PARA EL DESARROLLO DE LAS ACTIVIDADES TENDIENTES A LA ACTUALIZACION CATASTRAL DEL MUNICIPIO DE GALAPA		3,560,000,000	3,560,000,000	0	3,453,200,000	106,800,000	1,035,960,000	1,035,960,000	97.00
61414001	PRESTACION DE SERVICIOS	COF	3,560,000,000	3,560,000,000	0	3,453,200,000	106,800,000	1,035,960,000	1,035,960,000	97.00
61415	AUNAR ESFUERZOS PARA EL DESARROLLO DE LAS ACTIVIDADES A LA ACTUALIZACION CATASTRAL DEL MUNICIPIO DE PUERTO COLOMBIA.		1,800,000,000	1,782,000,000	18,000,000	1,710,000,000	72,000,000	0	0	95.00
61415001	PRESTACION DE SERVICIOS	COF	1,800,000,000	1,782,000,000	18,000,000	1,710,000,000	72,000,000	0	0	95.00
616	GESTION DE MOVILIDAD METROPOLITANA		1,213,391,842	935,581,449	277,810,393	844,841,520	90,739,929	437,461,418	437,461,418	69.62
61611	AUTORIDAD DE TRANSPORTE PUBLICO		1,213,391,842	935,581,449	277,810,393	844,841,520	90,739,929	437,461,418	437,461,418	69.62
61611001	RED INTEGRAL DE TRANSPORTE MASIVO	TPI	77,400,000	77,400,000	0	77,400,000	0	0	0	100.00
61611002	SEGUIMIENTO, VIGILANCIA Y CONTROL A LAS RUTAS DE TRANSPORTE PUBLICO COLECTIVO Y MASIVO	TPC	81,012,000	80,751,667	260,333	72,180,000	8,571,667	38,480,000	38,480,000	89.09
61611005	PLANIFICACION, COORDINACION, GESTION Y CONTROL EN EL MANEJO INTEGRAL DEL TRANSPORTE COLECTIVO	TPC	193,448,000	183,115,001	10,332,999	151,700,000	31,415,001	0	0	78.41
61611007	FONDO DE ESTABILIZACION TARIFARIA FET	FET	691,531,842	426,204,781	265,327,061	375,451,520	50,753,261	246,996,418	246,996,418	54.29
61611008	CONTROL OPERATIVO DE LAS DIFERENTES MODALIDADES DE TRANSPORTE PUBLICO	FET	70,052,121	68,250,000	1,802,121	68,250,000	0	68,250,000	68,250,000	97.42
61611008	CONTROL OPERATIVO DE LAS DIFERENTES MODALIDADES DE TRANSPORTE PUBLICO	TPC	99,947,879	99,860,000	87,879	99,860,000	0	83,735,000	83,735,000	99.91
617	DESARROLLO HUMANO		2,500,000,000	2,500,000,000	0	2,499,640,000	360,000	1,624,766,001	1,624,766,001	99.98
61711	SEGURIDAD Y CONVIVENCIA		2,500,000,000	2,500,000,000	0	2,499,640,000	360,000	1,624,766,001	1,624,766,001	99.98
61711002	CUIDEMONOS - CONVIVENCIA CIUDADANA	COF	2,500,000,000	2,500,000,000	0	2,499,640,000	360,000	1,624,766,001	1,624,766,001	99.98
618	OBLIGACIONES VIGENCIAS ANTERIORES		715,625,529	578,817,883	136,807,646	578,817,883	0	578,817,883	578,817,883	80.88
61811	PAGO DE PASIVOS EXIGIBLES		715,625,529	578,817,883	136,807,646	578,817,883	0	578,817,883	578,817,883	80.88
61811001	PAGO DE PASIVO EXIGIBLES VIGENCIAS ANTERIORES	ROF	36,577,707	0	36,577,707	0	0	0	0	0.00
61811001	PAGO DE PASIVO EXIBLES VIGENCIAS ANTERIORES	TDL	350,000,000	275,264,386	74,735,614	275,264,386	0	275,264,386	275,264,386	78.64
61811001	PAGO DE PASIVO EXIGIBLES VIGENCIAS ANTERIORES	TPI	329,047,822	303,553,497	25,494,325	303,553,497	0	303,553,497	303,553,497	92.25

A handwritten signature in black ink, consisting of several loops and a long horizontal stroke extending to the right.

Asesor de Presupuesto

A handwritten signature in black ink, featuring a large, sweeping loop that crosses over the signature line.

Subdirector Financiero

A handwritten signature in black ink, with a large, stylized loop at the top and a long horizontal stroke extending to the right.

Representante Legal